



# MEPHS Quarterly Review

November 2016

# Quarterly Review Expectations

- New SIP Cycle 2016-2018
- Progress Year-to-Date
  - (Data, Accomplishments, Needing Improvement)
- Strengths & Challenges within the school
- Next Steps
- Evaluation/Feedback of Current Program
- Overall Picture of where the school is at.
- Available for review at [MEPHS SIP Weebly](#)

# GOAL: Student Achievement

By June 2018, Mary E. Phillips will increase student achievement by “meeting” growth expectations in 100% of EVAAS measured (EOC) testing courses.

Goal Manager:  
Key Process Managers:

Nicolle Martin Harris  
Dalila Lilly / Stacy Miller



## Student Achievement

<b>ITEM</b>	<b>2016-2017</b>	<b>2017-2018</b>
Student Achievement Goal		

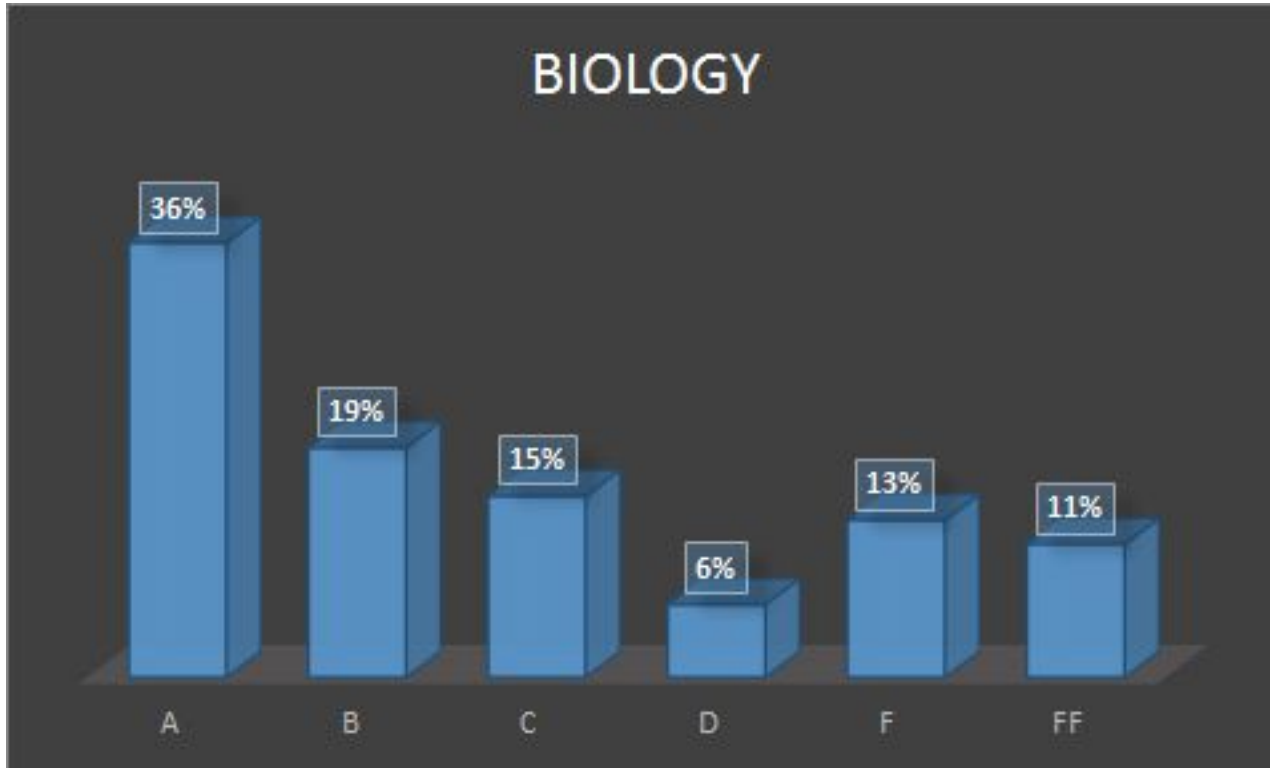
## Measurable Process Checks

<b>ITEM</b>	<b>Nov.</b>	<b>Feb.</b>	<b>April</b>	<b>June</b>
EOC Report Card Grades	See next slide			
Incorporation of 4C's	See next slide			



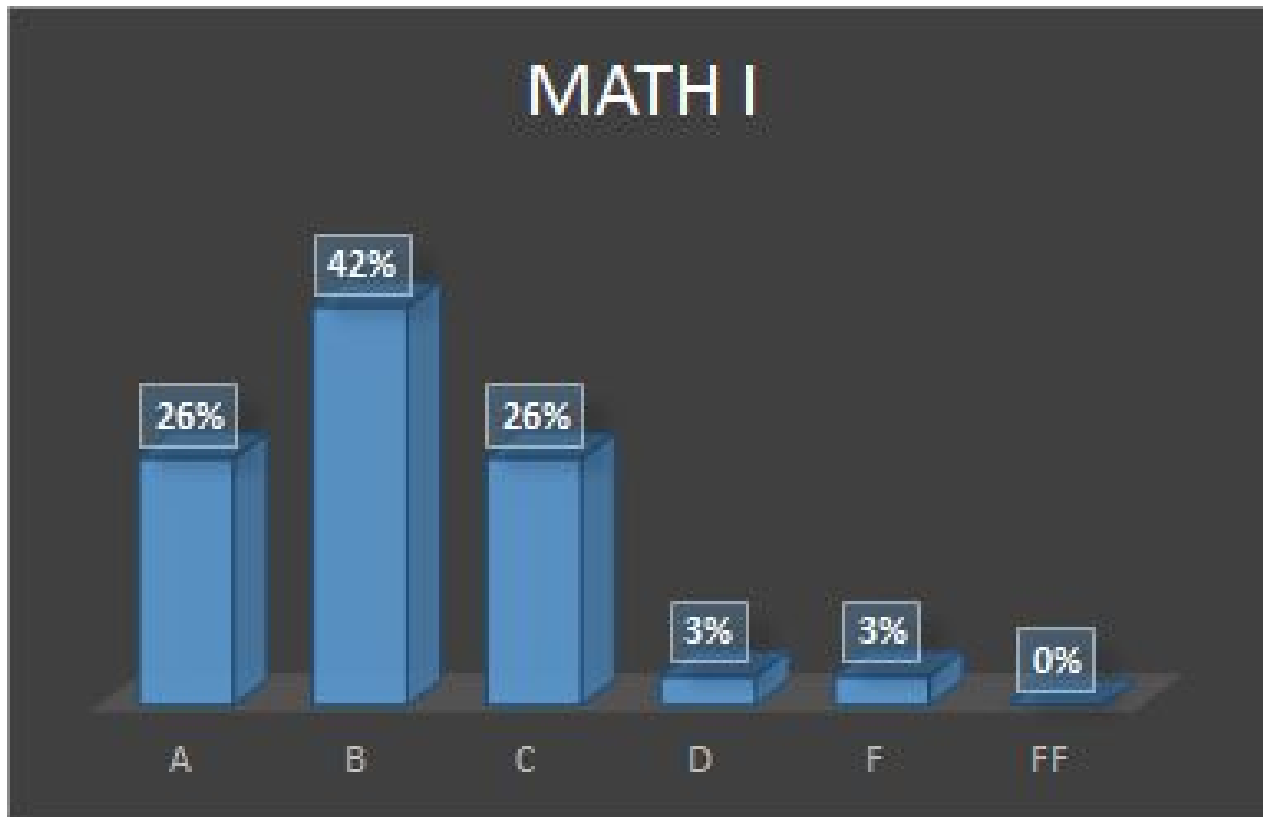
## Measurable Process Checks

EOC Report Card Grades (as of Nov, end of 1st quarter)



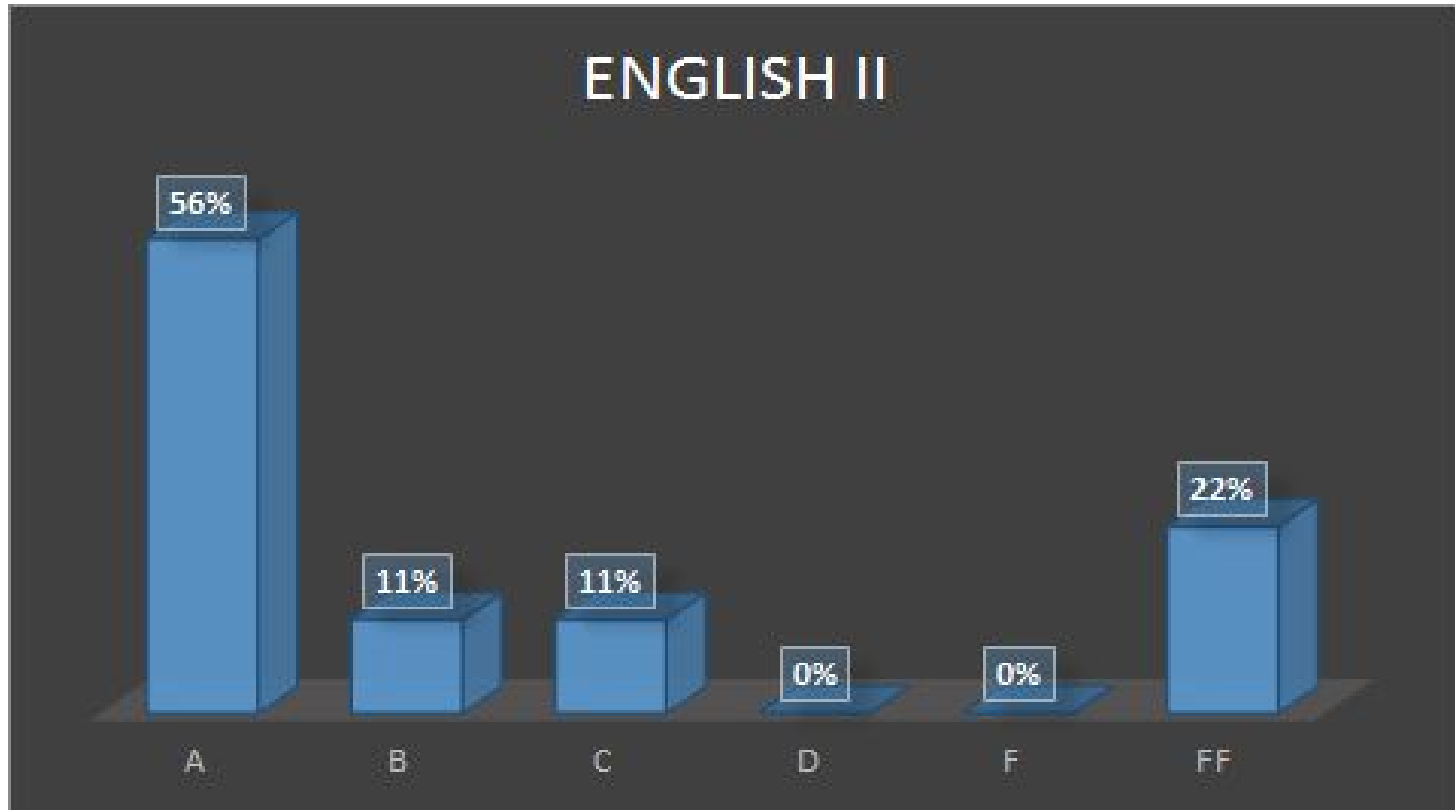
## Measurable Process Checks

EOC Report Card Grades (as of Nov, end of 1st quarter)



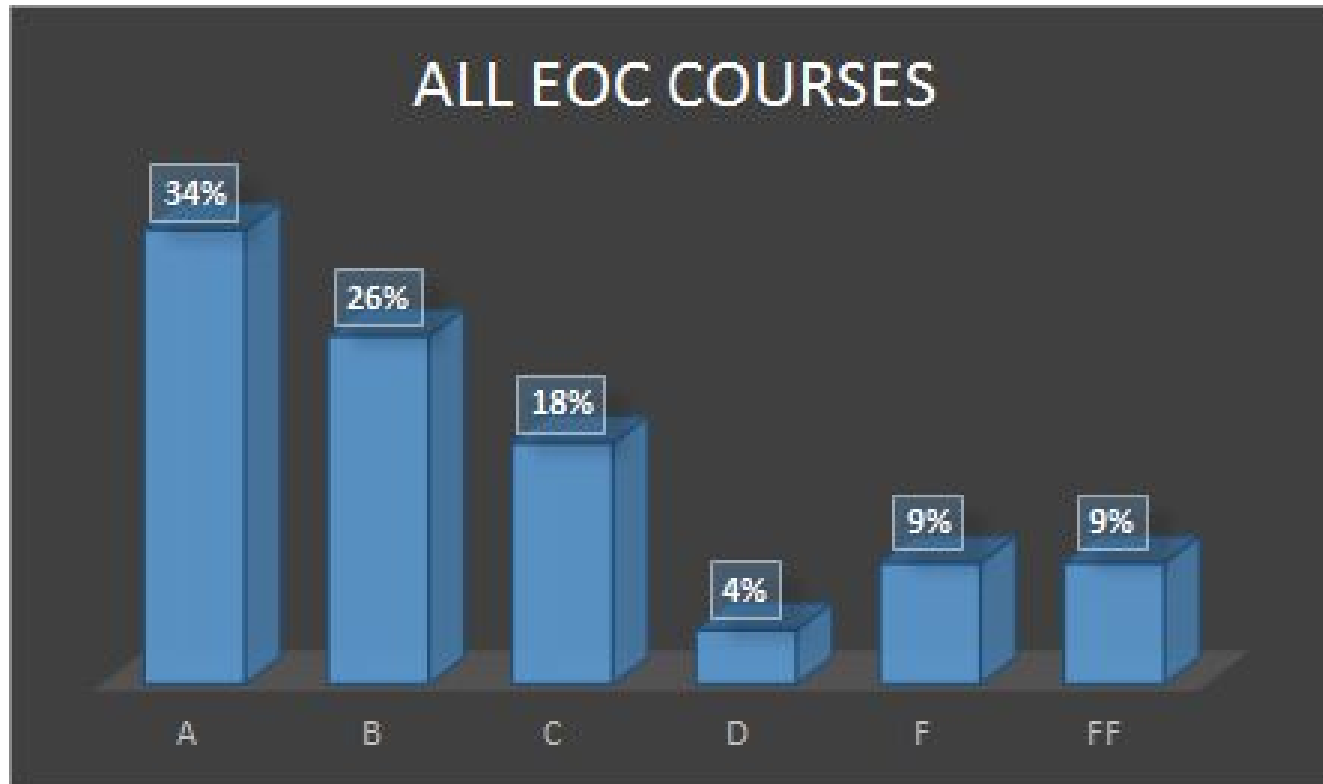
## Measurable Process Checks

EOC Report Card Grades (as of Nov, end of 1st quarter)



## Measurable Process Checks

EOC Report Card Grades (as of Nov, end of 1st quarter)





**Strategy #1:** The Student Achievement Committee (MTSS) will analyze student grades for all EOC courses (Biology, Math I, and English II). **Data will be pulled in PowerSchool every two weeks.**

% of students of students earning a C or better in Biology	<b>39 of 52 = 75%</b>	70% (11% FFs)
% of students of students earning a C or better in Math I	<b>24 of 31 = 77.43%</b>	94% (0% FFs)
% of students of students earning a C or better in English II	<b>22 of 25 = 88%</b>	78% (22% FFs)

**Strategy #2:** The literacy coaches will conduct monthly walkthroughs in order to assess teacher incorporation of the 4 C's and the inclusion of blended learning environments into lessons.

% of classrooms observed by literacy coaches in a given month	<b>4 of 25 = 16%</b>
% of classroom teachers' lesson plans indicating a focus on the 4C's	<b>18 of 25 = 72% (consistently)</b>
% of classroom teachers' lesson plans indicating a focus on providing blended learning opportunities for students	<b>13 of 25 = 52% (consistently)</b>

# Student Achievement

STRENGTHS/CONCERNS	ROOT CAUSES	SOLUTIONS
RELIABLE AND UNIFORM DATA (REPORT CARDS)		
FFs INTERFERE WITH ACCURATE PROGRESS MONITORING	FFs ARE A REFLECTION OF ATTENDANCE AND NOT GRADES	AMEND DATA COLLECTION DATES TO REFLECT BUY-BACK GRADE CHANGES
4Cs MONITORING IS CHALLENGING	TOO MANY PEOPLE OBSERVING/LOOKING FOR SAME INFO	PERHAPS ADMIN CAN FILL OUT OBSERVATION FORMS, BASED ON THEIR SNAPSHOTS.
MATH/SCIENCE LAB (STRENGTH)	ADDITIONAL HELP FOR STUDENTS AND TEACHERS	

## Student Achievement

**Overall picture of where MEPHS is at.**


SUNNY SKIES WITH A 10% CHANCE OF A LIGHT DRIZZLE. BUT REMEMBER...YOU CAN ALWAYS USE YOUR UMBRELLA.



# Next Steps

<b>Next Step</b>	<b>Date to be completed</b>	<b>by:</b>
<p>Student Achievement Goal Team will develop and conduct a "student rating of instruction" student survey at the end of each semester. The team will analyze results and determine next steps.</p> <p>Student Achievement Goal Team will develop and conduct a "self-rating of instruction" teacher survey at the end of each semester. The team will analyze the data in order to align with professional development and next steps</p>	1/17	STUDENT ACHIEVEMENT COMMITTEE

# November Audience Feedback/Evaluation

- Looking at this from student success (EOC report Card Grades) and teacher perspective (4 C's)
  - Suggestion to eliminate FF's since they reflect attendance and not academic achievement
  - Since FF data does not show actual grade, it is difficult to separate the two
  - Will review FF data at the end of the semester- by then Buy Back should be reflected in report grade. Will make adjustments to the data as needed if an FF switches to a grade of C or higher
- 

# In Conclusion

- Classroom walkthroughs have increased for this month- mostly due to Kagan
- Number of lesson plans that implement 4 C's has increased 21/25 this month
- Will continue to look for ways to better represent report card data



# GOAL: School Climate

By June 2018, we will have a "shared vision" as shown by the TWC, increasing from a previous 64.5% to a minimum of 75%.

Goal Manager:  
Key Process Managers:

Katona Thomas  
Deborah Bodolus / Scott Renk  
Roxanne Burt / Kathy Zappia  
Michele Baldwin




## School Climate

Nov.	Feb.	April	June	Goal
64.5% TWC				75% TWC

## Measurable Process Checks

ITEM	Nov.	Feb.	April	June
PTSA Membership	August: 9 P, 0 S November: 10 P, 17 S			
Student Attendance	First 59 School Days: 83.05% Regular-Day: 83.49% Extended: 80.54%			
Student Engagement	Pending. Survey will be sent out to students in LIFE in January			
Climate Survey	Pending Survey will be sent out to staff in January			





## School Climate

STRENGTHS/CONCERNS	ROOT CAUSES	SOLUTIONS
PTSA membership has increased (+) Getting Parents actively involved within building (-)	Unknown	Parent Survey
Student Attendance by grade level is a concern (-)	See MTSS for attendance survey results	Work with MTSS
Student engagement opportunities are available (+)	Wacky Wednesdays provide both day and night students an opportunity to participate in club meetings.	N/A
Students who are in multiple clubs not being able to meet consistently with groups/clubs (-)	Time conflict/restraints on Wacky Wednesdays with various clubs	Inter-club council meeting to discuss possible meeting options aside from Wacky Wednesdays

## School Climate

### Overall picture of where MEPHS is at.

Student engagement and student attendance are at a moderate and progressive rate. However, there is room for improvement. The Climate committee will also continue to seek ways to maintain faculty/staff climate. While the membership is high for PTSA, we will still work directly with PTSA to come up with ways to actively involve parents of Phillips High School.



# Next Steps

<b>Next Step</b>	<b>Date to be completed</b>	<b>by:</b>
<ul style="list-style-type: none"><li>● Student engagement Survey</li><li>● Staff “shared vision” Survey</li><li>● Parent engagement survey</li></ul>	<ul style="list-style-type: none"><li>● By January 30</li><li>● By January 30</li><li>● By January 30</li></ul>	<ul style="list-style-type: none"><li>● Climate Committee and SGA</li><li>● Climate Committee</li><li>● Climate Committee</li></ul>



# November Audience Feedback/Evaluation

- Attendance is up 2% from last year
- Night school freshman attendance is at 63%; however many of these students are repeating 9th graders (as opposed to day school)



# In Conclusion

- Great supports in place for 1st time freshman; evening school students will be surveyed to see what supports they need in place



# What did we do right? What could we do better?

PLUS	
Everyone "on top of their game"	

