




MEPHS Quarterly Review

June 2016

Quarterly Review Expectations

- Data
 - Strengths & Challenges within the school
 - Next Steps
 - Evaluation/Feedback of Current Program
 - Overall Picture of where the school is at.
 - Available for review at [MEPHS SIP Weebly](#)
 - 2016-2018 SIP approved
- 

GOAL: Student Achievement

By June 2016, Mary E. Phillips will increase student achievement by “meeting” growth expectations in 100% of EVAAS measured testing courses (EOC).

Goal Manager:
Key Process Mgr:

Nicolle Martin Harris
Katona Thomas



Student Achievement

| ITEM | Nov. | Feb. | May. | Goal |
|-------------|----------------------------|----------------------------|-------------|------|
| Achievement | Met Expected Growth (2014) | Met Expected Growth (2015) | No new data | 100% |

| STRENGTHS | CONCERNS | ROOT CAUSES | SOLUTIONS |
|------------------------------|---|-----------------------------------|-------------------------------|
| CBM Testing PLC's MTSS | MPC - Benchmark Data (no further tracking) | inconsistent data past 2 years | To be addressed in New SIP |

Overall picture of where MEPHS is at.

Met Expected growth 2 years in a row, 3 yr avg shows significant evidence that students made less progress than the Growth Standard in both Math I and Biology. The 4Cs will be a big portion of the new SIP 16-18 instead of little pockets of segmented processes.

November Audience Feedback/Evaluation

| | |
|---|--|
| Could the low scores in Biology be linked to low reading comprehension? | <p>Committee established to investigate and analyze and formulate recommendations accordingly.</p> <p>Committee members comprised of the following: Bodolus, Chaney, McQuaig, Miller, Gillis.</p> <p>Committee headed by the student achievement goal team consisting of: Martin Harris, Dunston , Thomas.</p> |
| Can we use CBM data to help determine root causes? | |
| Chaney and McQuaig to look into CBM. | |
| English department has been meeting with Ms. Epps due to data showing high students moving up and low students staying (closing the gap). | |
| SSR-not just comprehension, also stamina. | |
| Data can be skewed due to differing testing methods implemented | |

February Audience Feedback/Evaluation

| | |
|---|--|
| <p>NC Final exemptions accounted for?</p> | <p>Exemptions not accounted for, no baseline prior to SIP being established.</p> |
| <p>Only EOCs will be accounted for in next SIP</p> | <p>All courses will be accounted for in new SIP. However, some of the data's focus will be specifically on EOC's.</p> |
| <p>Anything other than EOC and EOG data to gauge learning? Input from students?</p> | <p>We are implementing a survey where students rank not only their teacher's instruction, but also their motivation throughout the course.</p> |
| <p>If CBM only measures up to 8th grade, do we want to continue using it as a tool?</p> | <p>CBM will continue to be used at Phillips but not tracked by SIP.</p> |

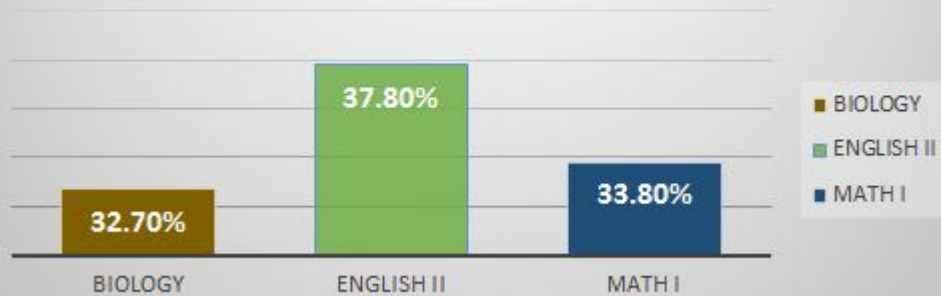
November Next Steps

| Next Step | Date to be completed | Completed | by: |
|--|-----------------------------|------------------|------------------|
| Review Benchmark Data once it is received. | January 4, 2016 | Done | Quiletta Dunston |



Average of AVG % CORRECT

CASE 21 BENCHMARKS AVERAGE % CORRECT SPRING 2016



SUBJECT ▼

May Audience Feedback/Evaluation

10 minutes

-



February Next Steps

| Next Step | Date to be completed | Completed | by: |
|--------------------------|-----------------------------|------------------|---------------------------|
| Committee Meeting | March 3, 2016 | Done | Coordinated by Dunston |
| Review Benchmark Data | TBD (not yet received) | Done | Goal Team |



May Next Steps

| Next Step | Date to be completed | by: |
|------------------|-----------------------------|------------|
| | | |



GOAL: Technology

By June 2016, 80% of MEPHS certified staff—previously 35.71%— will use technology to support instruction on a weekly basis as measured by technology surveys.

Goal Manager:
Key Process Mgr:
Key Process Mgr:

Stacy Miller
Shelley Godwin
Patricia Counts-Jordan



Technology


| ITEM | Nov. | Feb. | May | Goal |
|---|--|-------------|---|---|
| Technology | 71% | 79% | 91.3% or 53% | 80% |
| STRENGTHS | CONCERNS | | ROOT CAUSES | SOLUTIONS |
| Using technology for formative assessment & collaboration | Still lacking in 21st Century literacy, lack of participation. | | End of year-itis... Survey not a priority. | Goal Achieved and in new SIP will be a MPC. |

Overall picture of where MEPHS is at.

Next school year there will be 1:1 and Lilly and I will be providing support.

November Audience Feedback/Evaluation

| | |
|--|--------------------------------------|
| Reasons for not completing survey? | Noted |
| Clarification on who completed the survey. | Resolved at Quarterly Review Meeting |
| Practice professionalism--complete the survey! | Noted |
| Affects school climate. | Noted |



February Audience Feedback/Evaluation

| | |
|--|--|
| iLit and its role in English achievement (also apply to student achievement) | |
| SAS curriculum pathways | |
| Gradpoint & Canvas | |



May Audience Feedback/Evaluation

10 minutes

-



May Next Steps

| Next Step | Date to be completed | by: |
|-----------|----------------------|-----|
| | | |



November Next Steps

| Next Step | Date to be completed | Completed | by: |
|------------------------------------|-----------------------------|------------------|--------------|
| Send out survey for second quarter | January 4, 2016 | Done | Stacy Miller |



February Next Steps


| Next Step | Date to be completed | Completed | by: |
|-----------------------------|-----------------------------|------------------|--------------|
| Send out survey for 3rd Qtr | March 18, 2016 | Completed | Stacy Miller |
| Google Apps Training | Ongoing | Completed | Stacy Miller |



GOAL: Student Attendance

By June 2016, student attendance will increase from a current 77% to 85% based on PowerSchool data.

Goal Manager: Robert Escamilla
Key Process Mgr: Deborah Bodolus



Student Attendance

| ITEM | Nov. | Feb. | May | Goal |
|------------|------|------|-----|------|
| Attendance | 80% | 80% | 80% | 85% |


| STRENGTHS | CONCERNS | ROOT CAUSES | SOLUTIONS |
|--------------------------|--|--|--|
| Caring & Committed Staff | Transportation, communication barriers, no full time attendance officer, parent involvement. | Extenuating circumstances, societal/cultural factors, family/parenting issues. | Attendance officer, school-wide incentives, attendance contracts, mentoring. |

Overall picture of where MEPHS is at.

Attendance has increased but still not met 85% goal.

November Audience Feedback/Evaluation

| | |
|---|--|
| Dress down/testing effects. | Attendance higher, however, unable to discern dress down effect. |
| Difference between excused versus unexcused to determine legitimacy of reasons and determine appropriate interventions. | Still Pending. |
| Suspensions not known but count as absences (maybe differentiate). | Suspensions marked as absences. |
| Biology link to absence dates/periods to check correlation. | No correlation. |



February Audience Feedback/Evaluation

| | |
|--------------------------------------|--|
| Communication of student suspensions | |
| Look at individual students? | |



May Audience Feedback/Evaluation


10 minutes

-



November Next Steps

| Next Step | Date to be completed | Completed | by: |
|---|--|--|---|
| Continue present monitoring of attendance and begin collecting/analyzing data to identify root causes and possible remedies | Next Quarterly Review update status of ongoing process | Data collected, analyzed and root causes identified, however, remedies still a work in progress. | Bodolus, Escamilla, Zappia, Webb-Harris |



February Next Steps

| Next Step | Date to be completed | Completed | by: |
|---|-----------------------------|------------------|------------|
| Analyze Student Survey Results (i. e. absences, tardies) | March 1, 2016 | Done | Goal Team |
| Conduct Student Awards Ceremony for attendance | February 16, 2016 | Done | Goal Team |
| Compile stats on exc/unex and determine what interventions used (in progress) and get suspension numbers. | TBD | | Goal Team |

May Next Steps

| Next Step | Date to be completed | by: |
|------------------|-----------------------------|------------|
| | | |



GOAL: School Climate

By June 2016, there will be at least a 16% increase in “an atmosphere of trust and mutual respect” at Phillips High School: from 59% to at least 75% as measured by the in-house working conditions survey.

Goal Manager: Michele Baldwin
Key Process Mgr: Anna Chaney



School Climate

| ITEM | Nov. | Feb. | May | Goal |
|-------------|-------------|-------------|------------|-------------|
| Climate | 61% | 87% | 74% | 75% |



School Climate

STRENGTHS

- Teachers provide parents/guardians useful info about student learning (83.3%)
- We have an effective process for making group decisions (87%)
- I am recognized as an expert in my field (83.3%)
- I am part of a professional team (100%)
- I am protected from duties that interfere with my essential role as an educator (83.3%)

School Climate

CONCERNS

- Parents/guardians are influential decision makers (52%)
- Parents/guardians support teachers, contributing to their success with students (67%) disagree
- Rules concerning student conduct and discipline are consistently enforced by all adults in the building (83.4) disagree

School Climate

ROOT CAUSES

- PTSA newly established, learning curve.
- We do not have many activities to bring parents into the building.
- Consistency requires a unified understanding which relies on communication which remains an on-going issue.

School Climate

SOLUTIONS

- PTSA will host quarterly membership drives and an event each semester to bring parents into the Phillips Phamily.
- We (Administration, Staff and Faculty) must be on the same page concerning policy and communicate our shared vision to all stakeholders.

School Climate

Overall picture of where MEPHS is at.

Trust and morale among staff has significantly increased. Parent involvement has also improved but still has some room for growth. Communication and consistency regarding policy, student conduct, and student expectations have shown a significant decline and needs to be addressed.



November Audience Feedback/Evaluation

| | |
|--|---|
| 19 people participated in survey, not 100% participation. | 73.8% up from 45% |
| Making survey more manageable and accessible. | Done. Survey consisted of 3 main questions. |
| Climate for students seems to have a higher % (could be why attendance improving). | Considering including students in new SIP goal. |
| How do the parents feel? Parent surveys? | PTSA provided survey results and members agreed root cause attributable to lack of opportunity. PTSA working on hosting an event to help with this issue. |

February Audience Feedback/Evaluation

Staff buying in and trusting each other and setting up opportunities to spend time together outside of school.

2 Phillips Phamily days with plans for end of year party.



May Audience Feedback/Evaluation

10 minutes

-



November Next Steps

| Next Step | Date to be completed | Completed | by: |
|---|---|-------------------------|------------------------------------|
| Expect a new and improved survey heading your way | Distributed week we return, to be completed by Dec. 18th | Done | Baldwin |
| Door Decorating | Begins week we return, to be completed and ready to judge by Dec. 11th | Done, congrats Ms. Burt | Any and All Admin to select winner |
| Holiday Celebrations | Nov. 24th & TBD | Done | Nunn |

<http://phillipsclimate.weebly.com>

February Next Steps

| Next Step | Date to be completed | Completed | by: |
|-----------------------------------|----------------------|-----------|--------------------------|
| Parent Survey | TBD | Postponed | Ms. Baldwin |
| PTSA to plan event. | By May | Done | PTSA (Climate Committee) |
| Phillips Phamily Day Celebrations | TBD | Done | Climate Goal Team |
| Update Climate Website | March 1 | Done | Ms. Baldwin |
| Bowling at Kings | March 11 | Done | Climate Goal Team |
| Gathering & Bonfire | April 23 | Postponed | Ms. Nunn |
| Winery | May | Cancelled | Climate Goal Team |
| Cook Out & Pool Party | June | Upcoming | Climate Goal Team |
| Survey | May 27th | Done | Climate Goal Team |

May Next Steps

| Next Step | Date to be completed | by: |
|---|-----------------------------|------------|
| Closing out year & completing new SIP for 2016-2018 | 6/2016 | Goal Team |



Next Steps

10 minutes

- Finish strong, close out the year, and ...




In Conclusion

- New SIP starting next school year.

● ***GREAT JOB SIP TEAM***



What did we do right? What could we do better?

| PLUS |  |
|------|---|
| | |
| | |
| | |
| | |

