




# MEPHS Quarterly Review

February 2017

# Quarterly Review Expectations

- Progress Year-to-Date
    - (Data, Accomplishments, Needing Improvement)
  - Strengths & Challenges within the school
  - Overall Picture of where the school is at.
  - Next Steps
  - Evaluation/Feedback of Current Program
  - Available for review at [MEPHS SIP Weebly](#)
- 

# GOAL: Student Achievement

By June 2018, Mary E. Phillips will increase student achievement by “meeting” growth expectations in 100% of EVAAS measured (EOC) testing courses.

Goal Manager:

Nicolle Martin Harris

Interim: Monique Gillis

Key Process Managers:

Dalila Lilly / Tammy Staples



## Student Achievement

ITEM	2016-2017	2017-2018
Student Achievement Goal	Biology met Growth Eng. II - Levels I, III & IV met/exceeded Growth Eng. II - Levels II - did not meet Growth Math I - Level I met Growth Math I - Level II did not meet Growth	

## Measurable Process Checks

ITEM	Nov.	Feb.	April	June
EOC Report Card Grades	Biology 70% (A-C) Math 94% (A-C) English II 78% (A-C)	Biology 67% (A-C) Math 83% (A-C) Eng II 83% (A-C)		
Incorporation of 4C's	18 of 25 = 72%	No information at this time.		

## Student Achievement (November Quarterly Review)

<b>STRENGTHS/CONCERNS</b>	<b>ROOT CAUSES</b>	<b>SOLUTIONS</b>
RELIABLE AND UNIFORM DATA (REPORT CARDS)		
FFs INTERFERE WITH ACCURATE PROGRESS MONITORING	FFs ARE A REFLECTION OF ATTENDANCE AND NOT GRADES	AMEND DATA COLLECTION DATES TO REFLECT BUY-BACK GRADE CHANGES
4Cs MONITORING IS CHALLENGING	TOO MANY PEOPLE OBSERVING/LOOKING FOR SAME INFO	PERHAPS ADMIN CAN FILL OUT OBSERVATION FORMS, BASED ON THEIR SNAPSHOTS.
MATH/SCIENCE LAB (STRENGTH)	ADDITIONAL HELP FOR STUDENTS AND TEACHERS	

# Student Achievement (Year-To-Date)

<b>STRENGTHS/CONCERNS</b>	<b>ROOT CAUSES</b>	<b>SOLUTIONS</b>
Survey Results Pending		
Course Grades to EOC Scores	Curriculum Alignment Student Attendance Teacher Attendance	To be determined.



## Student Achievement

### Overall picture of where MEPHS is at.

Based on EOC/EVAAS data Biology is on track to meet expected growth goals. English II Level II, and Math I Level II are areas needing improvement.



# Next Steps (November Quarterly Review)

<b>Next Step</b>	<b>Date to be completed</b>	<b>by:</b>
<p>Student Achievement Goal Team will develop and conduct a "student rating of instruction" student survey at the end of each semester. The team will analyze results and determine next steps.</p> <p>Student Achievement Goal Team will develop and conduct a "self-rating of instruction" teacher survey at the end of each semester. The team will analyze the data in order to align with professional development and next steps</p>	1/17	STUDENT ACHIEVEMENT COMMITTEE



# Next Steps

Next Step	Date to be completed	by:
Gather more data Curriculum Alignment Student Attendance Teacher Attendance	By end of April 2017	Ms. Gillis Ms. Staples Ms. Harris
Analysis of Student Report Cards	By end of April 2017	Ms. Staples
Monthly Walk-Thru	March 2017	Administration
Meet with Admin regarding Walk-Thru data	By end of March 2017	Ms. Gillis
Analyze Student Grades & Develop Plan of Action	By end of April 2017	Goal Team

# February Audience Feedback/Evaluation

- EVAAS testing info
- 



# In Conclusion

- On track to meet growth expectations in 100% of EVAAS measured (EOC) tested courses.
- Continue to track/analyze data.



# GOAL: School Climate

By June 2018, we will have a "shared vision" as shown by the TWC, increasing from a previous 64.5% to a minimum of 75%.

Goal Manager:  
Key Process Managers:

Katona Thomas  
Deborah Bodolus / Scott Renk  
Roxanne Burt / Kathy Zappia  
Michele Baldwin




## School Climate

Nov.	Feb.	April	June	Goal
64.5% TWC	61.9% TWC			75% TWC

## Measurable Process Checks

ITEM	Nov.	Feb.	April	June
PTSA Membership	August: 9 P, 0 S November: 10 P, 17 S	15 P 17S		
Student Attendance	First 59 School Days: 83.05% Regular-Day: 83.49% Extended: 80.54%	Through February 17: 84.08% Regular-Day: 84.40% Extended: 82.50%		
Student Engagement	Pending. Survey to be sent out to students in LIFE Jan.	Pending. Deadline is no later than the first week of March.		
Climate Survey	Pending Survey to be sent out to staff Jan	Jan. Survey Results: 61.9% collective shared vision.		



## School Climate (November Quarterly Review)

<b>STRENGTHS/CONCERNS</b>	<b>ROOT CAUSES</b>	<b>SOLUTIONS</b>
PTSA membership has increased (+) Getting Parents actively involved within building (-)	Unknown	Parent Survey
Student Attendance by grade level is a concern (-)	See MTSS for attendance survey results	Work with MTSS
Student engagement opportunities are available (+)	Wacky Wednesdays provide both day and night students an opportunity to participate in club meetings.	N/A
Students who are in multiple clubs not being able to meet consistently with groups/clubs (-)	Time conflict/restraints on Wacky Wednesdays with various clubs	Inter-club council meeting to discuss possible meeting options aside from Wacky Wednesdays

## School Climate (Year-To-Date)

<b>STRENGTHS/CONCERNS</b>	<b>ROOT CAUSES</b>	<b>SOLUTIONS</b>
+ Wonderful Wednesdays: Clubs having an organized system of alternating Wednesdays among each other seem to be working fine. Students are able to attend multiple club meetings.	Interclub Council advisors meeting with each other to discuss club meeting days.	N/A
+ MTSS: Gives teachers and staff an update monthly at MTSS briefings one Thursday out of each month.	N/A	N/A
- Communication between staff and administration	Misunderstanding or misinterpretation of information	Open conversations and the willingness of the staff as a whole to communicate more effectively.

## School Climate

**Overall picture of where MEPHS is at.**

The Climate at Phillips is still on the rise. However, we, as a PHAMILY, have so much more to do. Keep being optimistic!





# Next Steps (November Quarterly Review)

<b>Next Step</b>	<b>Date to be completed</b>	<b>by:</b>
<ul style="list-style-type: none"><li>● Student engagement Survey</li><li>● Staff “shared vision” Survey</li><li>● Parent engagement survey</li></ul>	<ul style="list-style-type: none"><li>● By January 30</li><li>● By January 30</li><li>● By January 30</li></ul>	<ul style="list-style-type: none"><li>● Climate Committee and SGA</li><li>● Climate Committee</li><li>● Climate Committee</li></ul>



# Next Steps

<b>Next Step</b>	<b>Date to be completed</b>	<b>by:</b>
Student Engagement Survey	March 3, 2017	Climate Committee and SGA



# February Audience Feedback/Evaluation

- What will climate committee do to bridge the communications gap.
- Survey timeframe for collecting info.
- What will individuals do to improve issues/concerns regarding climate decline.
  - Roundtable with climate committee
- NCAE rep to distribute TWC (MS. Jordan)
- Copy of coverage (under construction)




# In Conclusion

- Overall school climate slightly down based on TWC survey.
- PTSA gaining momentum and growing.
- Student attendance improving (day and night school)
- Communication Concerns (Staff & Admin)



# What did we do right? What could we do better?

PLUS	
Stand-ins good job	
Organized	

